

GX350

18"/46 cm

Performance PPV with
PowerStream® Technology

Best in Class PPV blower! The GX350 has an impressive airflow, verified by the Air Movement and Control Association (AMCA). It has the high performance of a large structure ventilator in a compact frame to fit typical engine compartments.

Equipped with 2nd Generation PowerStream® air straighteners that produce a powerful, straight, focused beam of air; allowing the fan to be set back further from a structure's entrance without sacrificing PPV performance. The GX350 offers superior ventilation with less equipment clutter and reduced noise inside the structure. The PowerStream FlowPath™ penetrates deeper through the structure than traditional cone of air.

Specifications

Model	GX350
Part	GH5005
Weight	84 lbs / 38 kg
Impeller	9-Blade
Dimensions (h/w/d)	21.6 x 21.7 x 19.6 in / 55 x 55 x 50 cm
Engine	Honda GX200 5.5Hp / 4.1 kW
Noise	101 dB@3' (1 m) / 97 dB@10' (3 m)
Run Time	1 hr 50 min
Approvals	CE AMCA

Note: Output changes as setback from the opening changes. Single door airflow is per AMCA 240-6 testing. This data derives from 0° static pressure. Test results from fan set back 18 ft (5.5 m) at 12° tilt and 3,893 rpm. Real world results will be substantially reduced by structure back-pressure.

AMCA 240, as defined and tested by the third-party Air Movement and Control Association (AMCA), is tested through a standard area opening which represents a single-door structure opening most often used in fire fighting PPV operations. This test procedure is published and is the most accurate method for PPV airflow testing that currently exists. AMCA's testing center is available to all manufacturers of ventilators for performance verification to this standard. Due to its standardized, published testing procedure and third-party status, this is known internationally as the best testing method for comparing PPV fans. Verify performance data online at AMCA.org.

Optional Integrated Mister



Compact, for easy storage in typical engine compartments. Handle folds down

Precision balanced TurboForce™ impeller for increased shatter resistance and enhanced PPV Performance

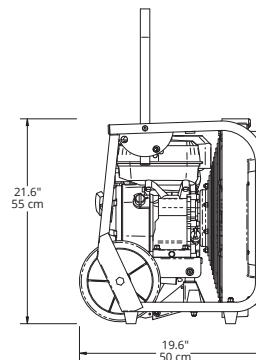
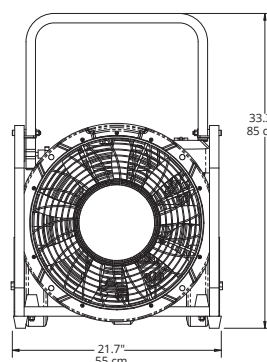
WIDE-Trac semi-pneumatic urethane tires easily roll over mud or rough terrain

One-Step™ Tilt Adjustment can change angle from 0° to 18° to ventilate over obstacles

"Roll Cage" Design for longer service life and extra wide to reduce vibration

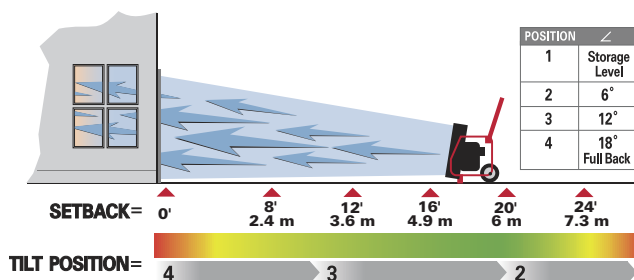
Vibration isolating feet

2nd Generation PowerStream® Air Straighteners



Performance

AMCA Verified Airflow	
Airflow through Single Door	18,705 cfm 31,799 m³/hr



Available Accessories

Integrated Misting System

1.85 gal/min @ 100 psi
7 l/min @ 6.9 bar
Order # GH8112



BigBore™ Exhaust Diverter Adapter

Muffler Fitting
Order # GF7120-GZ
Compatible with Honda motors



Exhaust Diverter Hose

2" x 12' (5 cm x 3.6 m)
Order # GF7115



Hour Meter

GX Series
Order # GX1515
Keep track of regular scheduled maintenance

